



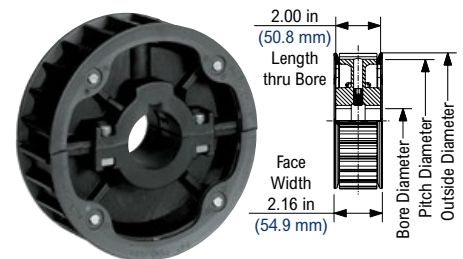
### 815 Cast Iron Arm Body Sprocket



### 815 Cast Iron Block Body Sprocket



### NS815 Thermoplastic Split Sprocket



### 815 Cast Iron Arm Body Sprocket Information

Number of Teeth		Pitch Diameter		Outside Diameter		Bore Diameter (Shaft-Ready)								Bore Diameter (Round)				Approximate Weight	
						Round				Square				in		mm			
						in		mm		in		mm		in		mm			
actual	effect	in	mm	in	mm	min	max	min	max	min	max	min	max	min	max	min	max	lbs	kg
19	9 1/2	4.620	117.35	4.61	117.1	1	1 1/4	20	30	-	-	-	-	1	1 1/4	20	30	3.28	1.49
20	10	4.854	123.29	4.86	123.4	1	1 1/4	20	30	-	-	-	-	1	1 1/4	20	30	3.81	1.73
21	10 1/2	5.089	129.26	5.12	130.0	1	1 3/4	20	45	-	-	-	-	1	1 3/4	20	45	4.63	2.10
22	11	5.324	135.23	5.35	135.9	1	1 3/4	20	45	-	-	-	-	1	1 3/4	20	45	5.12	2.32
23	11 1/2	5.560	141.22	5.59	142.0	1	1 3/4	20	45	-	-	-	-	1	1 3/4	20	45	5.31	2.41
24	12	5.796	147.22	5.83	148.1	1	1 3/4	20	45	-	-	-	-	1	1 3/4	20	45	5.41	2.45
25	12 1/2	6.032	153.21	6.07	154.2	1	1 3/4	20	45	-	-	-	-	1	1 3/4	20	45	5.57	2.53
27	13 1/2	6.504	165.20	6.56	166.6	1	1 3/4	20	45	-	-	-	-	1	1 3/4	20	45	6.50	2.95
29	14 1/2	6.978	177.24	7.05	179.1	1	1 3/4	20	45	-	-	-	-	1	1 3/4	20	45	6.72	3.05
31	15 1/2	7.452	189.28	7.53	191.3	1	1 3/4	20	45	-	-	-	-	1	1 3/4	20	45	6.86	3.11
41	20 1/2	9.826	249.58	9.93	252.2	1	2 1/2	20	65	-	-	-	-	1	2 1/2	20	65	16.23	7.36

Shaft-ready round bore sprockets are shipped with keyway and setscrew. Metric shaft-ready round bores are shipped with metric hardware, but without setscrews.

### 815 Cast Iron Block Body Sprocket Information

Number of Teeth		Pitch Diameter		Outside Diameter		Bore Diameter (Shaft-Ready)								Bore Diameter (Round)				Approximate Weight	
						Round				Square				in		mm			
						in		mm		in		mm		in		mm			
actual	effect	in	mm	in	mm	min	max	min	max	min	max	min	max	min	max	min	max	lbs	kg
13	6 1/2	3.228	81.99	3.11	79.0	1	1 1/4	20	30	-	-	-	-	1	1 1/4	20	30	2.45	1.11
15	7 1/2	3.688	93.68	3.63	92.2	1	1 1/4	20	30	-	-	-	-	1	1 1/4	20	30	3.57	1.62
17	8 1/2	4.152	105.46	4.12	104.6	1	1 11/16	20	40	-	-	-	-	1	1 11/16	20	40	4.83	2.19
21	10 1/2	5.089	129.26	5.12	130.0	1	2 11/16	20	70	-	-	-	-	1	2 11/16	20	70	4.63	2.10
25	12 1/2	6.032	153.21	6.07	154.2	1	3 7/16	20	90	-	-	-	-	1	3 7/16	20	90	5.57	2.53

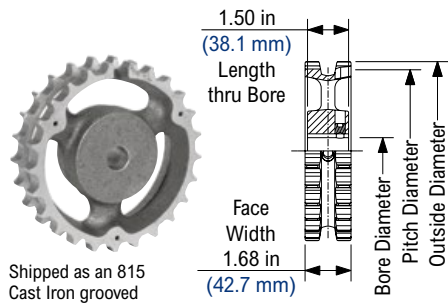
Shaft-ready round bore sprockets are shipped with keyway and setscrew. Metric shaft-ready round bores are shipped with metric hardware, but without setscrews.

### NS815 Thermoplastic Split Sprocket Information

Number of Teeth		Pitch Diameter		Outside Diameter		Bore Diameter (Shaft-Ready)								Bore Diameter (Idler)				Approximate Weight	
						Round				Square				in		mm			
						in		mm		in		mm		in		mm			
actual	effect	in	mm	in	mm	min	max	min	max	min	max	min	max	min	max	min	max	lbs	kg
21	10 1/2	5.089	129.26	5.12	130.0	1	1 5/8	25	40	-	-	-	-	1	1 5/8	25	40	1.01	0.46
23	11 1/2	5.560	141.22	5.59	142.0	1	1 5/8	25	40	-	-	-	-	1	1 5/8	25	40	1.19	0.54
25	12 1/2	6.032	153.21	6.07	154.2	1	2	25	50	-	-	-	-	1	2	25	50	1.39	0.63
27	13 1/2	6.504	165.20	6.56	166.6	1	1 5/8	25	40	-	-	-	-	1	1 5/8	25	40	1.76	0.80

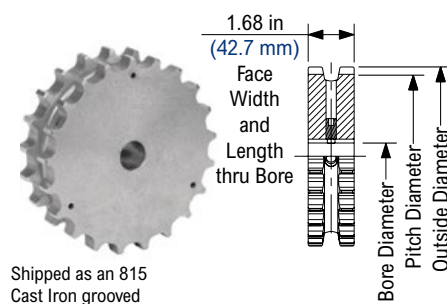
Shaft-ready round bore sprockets are shipped with keyway and setscrews. Metric shaft-ready round bore sprockets are shipped with metric hardware but without setscrews. Idler bores are designed to spin freely on the shaft without keyway or setscrews. Supplied with guide rings attached.

### 820 Cast Iron Arm Body Sprocket



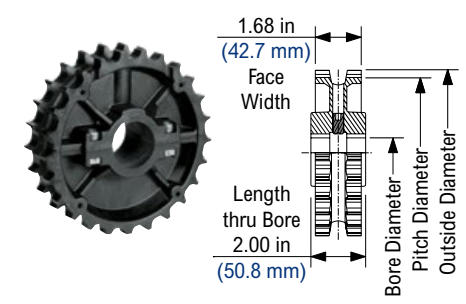
Shipped as an 815 Cast Iron grooved arm body sprocket

### 820 Cast Iron Block Body Sprocket



Shipped as an 815 Cast Iron grooved block body sprocket

### NS820 Thermoplastic Split Sprocket



### 820 Cast Iron Arm Body Sprocket Information

Number of Teeth		Pitch Diameter		Outside Diameter		Bore Diameter (Shaft-Ready)								Bore Diameter (Round)				Approximate Weight	
						Round				Square				in		mm			
						in	mm	min	max	min	max	min	max	min	max	min	max		
actual	effect	in	mm	in	mm	min	max	min	max	min	max	min	max	min	max	min	max	lbs	kg
19	9 1/2	4.622	117.40	4.61	117.1	1	1 1/4	20	30	-	-	-	-	1	1 1/4	20	30	3.28	1.49
20	10	4.854	123.29	4.86	123.4	1	1 1/4	20	30	-	-	-	-	1	1 1/4	20	30	3.81	1.73
21	10 1/2	5.089	129.26	5.12	130.0	1	1 3/4	20	45	-	-	-	-	1	1 3/4	20	45	4.63	2.10
22	11	5.324	135.23	5.35	135.9	1	1 3/4	20	45	-	-	-	-	1	1 3/4	20	45	5.12	2.32
23	11 1/2	5.560	141.22	5.59	142.0	1	1 3/4	20	45	-	-	-	-	1	1 3/4	20	45	5.31	2.41
24	12	5.796	147.22	5.83	148.1	1	1 3/4	20	45	-	-	-	-	1	1 3/4	20	45	5.41	2.45
25	12 1/2	6.032	153.21	6.07	154.2	1	1 3/4	20	45	-	-	-	-	1	1 3/4	20	45	5.57	2.53
27	13 1/2	6.504	165.20	6.56	166.6	1	1 3/4	20	45	-	-	-	-	1	1 3/4	20	45	6.50	2.95
29	14 1/2	6.978	177.24	7.05	179.1	1	1 3/4	20	45	-	-	-	-	1	1 3/4	20	45	6.72	3.05
31	15 1/2	7.452	189.28	7.53	191.3	1	1 3/4	20	45	-	-	-	-	1	1 3/4	20	45	6.86	3.11
41	20 1/2	9.826	249.58	9.93	252.2	1	2 1/2	20	65	-	-	-	-	1	2 1/2	20	65	16.23	7.36

Shaft-ready round bore sprockets are shipped with keyway and setscrew.

### 820 Cast Iron Block Body Sprocket Information

Number of Teeth		Pitch Diameter		Outside Diameter		Bore Diameter (Shaft-Ready)								Bore Diameter (Round)				Approximate Weight	
						Round				Square				in		mm			
						in	mm	min	max	min	max	min	max	min	max	min	max		
actual	effect	in	mm	in	mm	min	max	min	max	min	max	min	max	min	max	min	max	lbs	kg
13	6 1/2	3.228	81.99	3.11	79.0	1	1 1/4	20	30	-	-	-	-	1	1 1/4	20	30	2.45	1.11
15	7 1/2	3.688	93.68	3.63	92.2	1	1 1/4	20	30	-	-	-	-	1	1 1/4	20	30	3.57	1.62
17	8 1/2	4.152	105.46	4.12	104.6	1	1 11/16	20	40	-	-	-	-	1	1 11/16	20	40	4.83	2.19
21	10 1/2	5.089	129.26	5.12	130.0	1	2 11/16	20	70	-	-	-	-	1	2 11/16	20	70	4.63	2.10
25	12 1/2	6.032	153.21	6.07	154.2	1	3 7/16	20	90	-	-	-	-	1	3 7/16	20	90	5.57	2.53

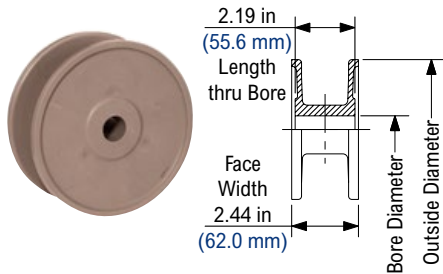
Shaft-ready round bore sprockets are shipped with keyway and setscrew.

### NS820 Thermoplastic Split Sprocket Information

Number of Teeth		Pitch Diameter		Outside Diameter		Bore Diameter (Shaft-Ready)								Bore Diameter (Idler)				Approximate Weight	
						Round				Square				in		mm			
						in	mm	min	max	min	max	min	max	min	max	min	max		
actual	effect	in	mm	in	mm	min	max	min	max	min	max	min	max	min	max	min	max	lbs	kg
21	10 1/2	5.089	129.26	5.12	130.0	1	1 5/8	25	40	-	-	-	-	1	1 5/8	25	40	1.01	0.46
23	11 1/2	5.560	141.22	5.59	142.0	1	1 5/8	25	40	-	-	-	-	1	1 5/8	25	40	1.19	0.54
25	12 1/2	6.032	153.21	6.07	154.2	1	2	25	50	-	-	-	-	1	2	25	50	1.39	0.63
27	13 1/2	6.504	165.20	6.56	166.6	1	1 5/8	25	40	-	-	-	-	1	1 5/8	25	40	1.76	0.80

Imperial shaft-ready round bore sprockets are shipped with keyway and setscrew. Metric shaft-ready round bore sprockets are shipped with keyway and no setscrew. Idler bores are designed to spin freely on the shaft.

## 815/820 Idler Wheel



### 815/820 Idler Wheel Imperial Information

Equivalent Tooth Size	Outside Diameter		Imperial Bore Diameter (Idler)					Approximate Weight	
	in	mm	in					lbs	kg
21	5.11	129.8	7/8	1	1 3/16	1 1/4	1 1/2	0.49	0.22
23	5.60	142.2	7/8	1	1 3/16	1 1/4	1 1/2	0.59	0.27
25	6.09	154.7	7/8	1	1 3/16	1 1/4	1 1/2	0.66	0.30
27	6.56	166.6	-	-	-	1 1/4	-	0.70	0.32

Idler wheels are designed to spin freely on the shaft. 27 tooth idler wheel is available on a made-to-order basis and is subject to minimum order requirements.

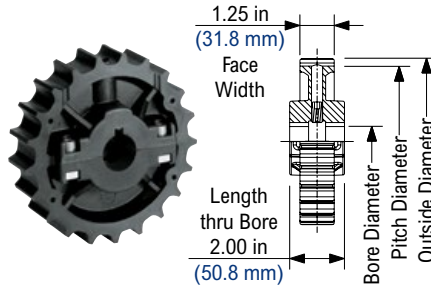
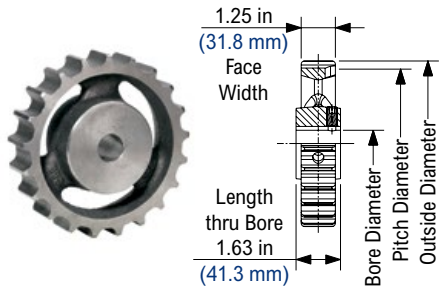
### 815/820 Idler Wheel Metric Information

Equivalent Tooth Size	Outside Diameter		Metric Bore Diameter (Idler)				Approximate Weight	
	in	mm	mm				lbs	kg
21	5.11	129.8	25	30	35	40	0.49	0.22
23	5.60	142.2	25	30	35	40	0.59	0.27
25	6.09	154.7	25	30	35	40	0.66	0.30

Idler wheels are designed to spin freely on the shaft.

881 Cast Iron Sprocket

NS881 Thermoplastic Split Sprocket



881 Cast Iron Sprocket Information

Number of Teeth		Pitch Diameter		Outside Diameter		Bore Diameter (Shaft-Ready)								Bore Diameter (Round)				Approximate Weight	
						Round				Square				in		mm			
						in		mm		in		mm		in		mm			
actual	effect	in	mm	in	mm	min	max	min	max	min	max	min	max	min	max	min	max	lbs	kg
21	10 1/2	5.089	129.26	5.12	130.0	1	1 3/4	20	45	-	-	-	-	1	1 3/4	25	45	4.20	1.91
23	11 1/2	5.560	141.22	5.59	142.0	1	1 3/4	20	45	-	-	-	-	1	1 3/4	25	45	4.60	2.09
25	12 1/2	6.032	153.21	6.07	154.2	1	1 3/4	20	45	-	-	-	-	1	1 3/4	20	45	5.00	2.27
27	13 1/2	6.504	165.20	6.56	166.6	1	1 3/4	20	45	-	-	-	-	1	1 3/4	20	45	6.50	2.95

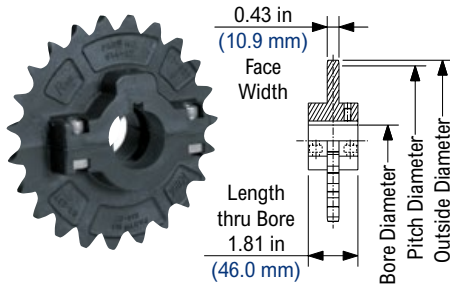
Shaft-ready round bore sprockets are shipped with keyway and setscrew.

NS881 Thermoplastic Split Sprocket Information

Number of Teeth		Pitch Diameter		Outside Diameter		Bore Diameter (Shaft-Ready)								Bore Diameter (Round)				Approximate Weight	
						Round				Square				in		mm			
						in		mm		in		mm		in		mm			
actual	effect	in	mm	in	mm	min	max	min	max	min	max	min	max	min	max	min	max	lbs	kg
21	10 1/2	5.089	129.26	5.12	130.0	1	1 5/8	25	40	-	-	-	-	1	1 5/8	25	40	0.86	0.39
23	11 1/2	5.560	141.22	5.59	142.0	1	1 5/8	25	40	-	-	-	-	1	1 5/8	25	40	0.97	0.44
25	12 1/2	6.032	153.21	6.07	154.2	1	2	25	50	-	-	-	-	1	2	25	50	1.15	0.52
27	13 1/2	6.504	165.20	6.56	166.6	1	1 5/8	25	40	-	-	-	-	1	1 5/8	25	40	1.32	0.60

Imperial shaft-ready round bore sprockets are shipped with keyway and setscrew. Metric shaft-ready round bore sprockets are shipped with keyway and no setscrew. Idler bores are designed to spin freely on the shaft.

## NS63 Thermoplastic Split Sprocket



### NS63 Thermoplastic Split Sprocket Information

Number of Teeth		Pitch Diameter		Outside Diameter		Bore Diameter (Shaft-Ready)								Bore Diameter (Round)				Approximate Weight	
						Round				Square				in		mm			
						min	max	min	max	min	max	min	max	min	max	min	max		
actual	effect	in	mm	in	mm	in	mm	in	mm	in	mm	in	mm	in	mm	in	mm	lbs	kg
23	11 1/2	5.508	139.90	5.91	150.1	1	1 5/8	30	40	-	-	-	-	1	1 5/8	30	40	0.75	0.34

Shaft-ready round bore sprockets are shipped with keyway and setscrew. Metric shaft-ready round bore sprockets are shipped with metric hardware but without set screws. Idler bores are designed to spin freely on the shaft without keyway or setscrews.